



# MAZDA BT-50

ZOOM-ZOOM





# CONTENTS

---

03 - Introduction	09 - Colours and Trims
04 - Exterior Design	10 - Wheels
05 - Interior Craftsmanship	11 - Dual Cab
06 - Performance	12 - Specifications
07 - Safety	22 - Contact
08 - Technology	







## THE COMPLETE PACKAGE

Reborn and rebuilt from the ground up, Brand-New Mazda BT-50 is here. A whole new level of versatility and performance has been achieved through a relentless pursuit of challenging what's possible. Innovation greets you at every turn with more features at your disposal than ever before. Bold, balanced, stylish and capable, Brand-New Mazda BT-50 truly is the complete package.



# A BOLDER LEVEL OF DESIGN

The exterior design of Brand-New Mazda BT-50 is the first true expression of Mazda's Kodo Design language in a ute. The confident, planted stance projects strength, capability and uncompromising quality. The new two-tone alloy wheel design gives BT-50 a unique and striking look. LED headlamps punctuate the completely redesigned front grille while sculpted side panels draw the eye to the bold rear presence. There is also a full range of tough, functional and great looking accessories to add even more toughness and functionality.







## CLASS-LEADING AND DRIVER-CENTRIC

Step inside the comfortable, spacious and durable cabin and you'll find yourself immersed in the highest quality Mazda design. Soft leather seats wrap the driver and passenger alike with a sense of control and calm. An expansive and stylish centre console is further evidence of the exceptional quality and finish of the premium materials. Rear seat passengers are taken care of too, with a USB charging port, and on XTR and GT models, air-conditioning vents.







## THE COMPLETE PERFORMANCE PACKAGE

Combining the latest technology, powerful performance and off-road capability, Brand-New Mazda BT-50 delivers unparalleled versatility and dependability. The tough and fuel efficient 3.0L 4-cylinder turbo diesel engine delivers 140kW of power and 450Nm of torque in both 6-speed auto or manual transmission. All this while using as little as just 7.7L/100km\*, making it one of the most efficient utes in the market. Backed up by a braked towing capacity of 3,500kg, a payload capability of up to 1,095kg and a host of features for the dedicated four-wheel driver, the complete package can bring anything and go anywhere.

\* Fuel consumption figures are based on ADR 81/02 test results. They are useful in comparing the fuel consumption of different vehicles. They may not be the fuel consumption achieved in practice. This will depend on traffic and road conditions and how the vehicle is driven.



## UNCOMPROMISING SAFETY

Brand-New Mazda BT-50 offers a level of safety across the range that is unmatched in the category. A suite of the latest advanced safety technologies, like Autonomous Emergency Braking (AEB)<sup>†</sup>, Blind Spot Monitor (BSM)<sup>†</sup>, Lane Departure Warning (LDW)<sup>†</sup> and Automatic High Beam (AHB)<sup>†</sup> are standard across the range. You'll also enjoy the confidence of an 8-airbag protection system, which includes an airbag that deploys between driver and passenger.

<sup>†</sup> Driver assist technology only. It should not be used in place of skilled and safe driving practices. It is the driver's sole responsibility to monitor vehicle surroundings and conditions and comply with all applicable laws at all times.





The image shows the front interior of a Mazda vehicle. The dashboard is dark with a large central touchscreen displaying a grid of app icons including Phone, Music, Maps, Messages, Now Playing, MAZDA, Podcasts, and Audiobooks. The steering wheel is leather-wrapped with the Mazda logo in the center and various control buttons. The instrument cluster behind the steering wheel shows a digital display with temperature and battery status. The center console features a gear shifter and handbrake. The background visible through the windshield is a lush green forest.

## TECHNOLOGY AT THE CUTTING EDGE

The very latest in class-leading technology starts with the large 9-inch touch screen display on XTR and GT grades that puts it all at your fingertips. Intuitive smartphone connectivity, like Android™ Auto and wireless Apple CarPlay®§ keeps you connected to a world of functionality and entertainment. Connectivity information is also delivered to the instrument panel, helping you keep attention on the road. While the 8-speaker surround sound system, which includes two innovative roof speakers, delivers powerful, crystal clear audio for you to enjoy. As an added bonus, on GT models you can also start the engine remotely to prepare you for a quick departure.

§ Please check the compatibility of your device (particularly your mobile phone) with your Mazda Dealer as not all devices support connectivity or use all available features.



# COLOURS AND TRIMS

With a choice of seven body colours, and two interior trims, you can ensure your Brand-New Mazda BT-50 reflects your personality and taste.

## INTERIOR TRIMS



Brown leather# (GT Only)




Black cloth (XT and XTR)



## BODY COLOURS




Concrete Grey Mica




Gunblue Mica



Ice White Solid



Rock Grey Mica



Red Volcano Mica



Ingot Silver Metallic



True Black Mica

# Leather interior includes some Maztex material on selected high impact surfaces.



# ROLL WITH STYLE

Both 17-inch and 18-inch aluminium wheels are available to Brand-New Mazda BT-50. The 18-inch wheels take on a spoke design that delivers a sense of power and depth. The 17-inch wheels convey a feeling of sophistication and functional beauty. Both sizes employ a cap that meets the spokes in the centre of the wheel, adding to Brand-New Mazda BT-50's bold sense of style.



17-inch alloy on XT models



18-inch alloy on XTR and GT models





## DUAL CAB

---



**LEATHER<sup>#</sup> SEATS (GT)**  
Enjoy the feeling of true quality and comfort that comes from being wrapped in the luxurious, deep brown leather seats.



**9-INCH SCREEN (XTR & GT)**  
The intuitive high-resolution display allows you to control satellite navigation, Android™ Auto and Apple CarPlay®<sup>§</sup> and other functionality with touch, swipe and pinch gestures.



**ADVANCED KEYLESS ENTRY (XTR & GT)**  
When you're carrying the remote locking unit, you can enter your BT-50 simply by pressing a button on either front door.

<sup>#</sup> Leather interior includes some Maztex material on selected high impact surfaces.  
<sup>§</sup> Please check the compatibility of your device (particularly your mobile phone) with your Mazda Dealer as not all devices support connectivity or use all available features.



SPECIFICATIONS

		4X2			4X4			
Powertrain		Dual Cab Chassis XT	Dual Cab Pickup XT	Dual Cab Pickup XTR	Dual Cab Chassis XT	Dual Cab Pickup XT	Dual Cab Pickup XTR	Dual Cab Pickup GT
Engine type		3.0 litre in-line 4 cylinder 16 valve DOHC intercooled turbo diesel						
Engine capacity		2,999 cc						
Bore and stroke		95.4 mm x 104.9 mm						
Compression ratio		16.3 : 1						
Maximum power		140kW @ 3,600 rpm						
Maximum torque		450Nm @ 1,600-2,600 rpm						
Throttle control		Electronic (drive-by-wire)						
Fuel system		Common-rail, electronic direct injection						
Fuel tank capacity		76 litres						
Recommended fuel		Diesel						
Fuel consumption*	manual (combined)	—	—	—	8.0	7.7	7.7	7.7
	auto (combined)	8.0	7.7	7.7	8.0	8.0	8.0	8.0
	manual (extra urban)	—	—	—	6.7	6.6	6.6	6.6
	auto (extra urban)	6.9	6.7	6.7	6.9	6.9	6.9	6.9
	manual (urban)	—	—	—	10.2	9.7	9.7	9.7
	auto (urban)	9.8	9.5	9.5	9.8	9.8	9.8	9.8
Emissions standard		Euro stage V						
Alternator		12 volts – 90 amps						
Manual transmission		—			6-speed			
Automatic transmission		6-speed			6-speed			
Gear ratio – manual/auto	1st	— / 3.600			4.942 / 3.600			
	2nd	— / 2.090			2.452 / 2.090			
	3rd	— / 1.488			1.428 / 1.488			
	4th	— / 1.000			1.000 / 1.000			
	5th	— / 0.678			0.749 / 0.687			
	6th	— / 0.580			0.634 / 0.580			
	reverse	— / 3.732			4.597 / 3.732			
	final drive	3.727			3.727			
Transfer gear	high	—			1.000			
	low	—			2.482			

\* Fuel consumption figures are based on ADR 81/02 test results. They are useful in comparing the fuel consumption of different vehicles. They may not be the fuel consumption achieved in practice. This will depend on traffic and road conditions and how the vehicle is driven.



SPECIFICATIONS

SPECIFICATIONS

		4X2			4X4			
Chassis		Dual Cab Chassis XT	Dual Cab Pickup XT	Dual Cab Pickup XTR	Dual Cab Chassis XT	Dual Cab Pickup XT	Dual Cab Pickup XTR	Dual Cab Pickup GT
Brake diameter	front	320 mm						
	rear	295 mm						
Brake type	front	Ventilated disc						
	rear	Drum						
Steering type		Electric Power Assist Steering (EPAS)						
Suspension type	front	Independent double wishbone with coil springs and anti-roll bar						
	rear	Rigid (live) rear axle with heavy-duty leaf springs	Rigid (live) rear axle with leaf springs		Rigid (live) rear axle with heavy-duty leaf springs	Rigid (live) rear axle with leaf springs		
Turning circle	kerb to kerb	12.5 m						
Tyre size		255/65 R17	255/65 R17	265/60 R18	255/65 R17	255/65 R17	265/60 R18	265/60 R18
Tyre index		110S						
Wheel size		17 x 7.0 J	17 x 7.0 J	18 x 7.5 J	17 x 7.0 J	17 x 7.0 J	18 x 7.5 J	18 x 7.5 J
Wheel type		Alloy						
Wheel size (spare)		17 x 7.0 J	17 x 7.0 J	18 x 7.5 J	17 x 7.0 J	17 x 7.0 J	18 x 7.5 J	18 x 7.5 J
Wheel type (spare)		Steel	Steel	Alloy	Steel	Steel	Alloy	Alloy



SPECIFICATIONS

		4X2			4X4			
Weights and capacities		Dual Cab Chassis XT	Dual Cab Pickup XT	Dual Cab Pickup XTR	Dual Cab Chassis XT	Dual Cab Pickup XT	Dual Cab Pickup XTR	Dual Cab Pickup GT
Axle capacity	front				1,450 kg			
	rear				1,910 kg			
Gross Combined Mass (GCM) <sup>1</sup>	manual	—			5,950 kg			
	auto	5,850 kg			5,950 kg			
Gross Vehicle Mass (GVM) <sup>2</sup>	manual	—			3,100 kg			
	auto	3,000 kg			3,100 kg			
Kerb weight <sup>3</sup>	manual	—	—	—	1,880 kg	2,005 kg	2,020 kg	2,025 kg
	auto	1,805 kg	1,925 kg	1,945 kg	1,890 kg	2,010 kg	2,030 kg	2,035 kg
Kerb weight when fitted with Mazda Standard Alloy Tray <sup>3</sup>	manual	—	—	—	1,994 kg	—	—	—
	auto	1,919 kg	—	—	2,004 kg	—	—	—
Payload <sup>4</sup>	manual	—	—	—	1,220 kg	1,095 kg	1,080 kg	1,075 kg
	auto	1,195 kg	1,075 kg	1,055 kg	1,210 kg	1,090 kg	1,070 kg	1,065 kg
Payload when fitted with Mazda Standard Alloy Tray <sup>4</sup>	manual	—	—	—	1,106 kg	—	—	—
	auto	1,081 kg	—	—	1,096 kg	—	—	—
Seating capacity		5						
Tow ball download <sup>¶</sup>	maximum	350 kg						
Towing capacity <sup>¶</sup>	braked	3,500 kg						
	unbraked	750 kg						

¶ When fitted with a Mazda Genuine Towing Kit. Subject to State or Territory regulations.

1 Gross Combined Mass (GCM) is the total permissible combined weight of the vehicle and trailer/caravan being towed including occupants, fuel and cargo.

2 Gross Gross Vehicle Mass (GVM) is the total permissible weight of the vehicle including occupants, fuel and cargo.

3 Kerb weight is the unladen weight of the vehicle including all fluids and a full tank of fuel.

4 Maximum payload weight is calculated as the difference between GVM and kerb weight. The weight of any vehicle occupants, options, accessories, modifications, cargo and tow ball download must be included when calculating payload weight.



SPECIFICATIONS

		4X2			4X4			
		Dual Cab Chassis XT	Dual Cab Pickup XT	Dual Cab Pickup XTR	Dual Cab Chassis XT	Dual Cab Pickup XT	Dual Cab Pickup XTR	Dual Cab Pickup GT
Dimensions								
Cargo box floor height to ground (mm)		—	828 mm	833 mm	—	828 mm	833 mm	833 mm
Cargo box floor length (mm)		—	1,571 mm	1,571 mm	—	1,571 mm	1,571 mm	1,571 mm
Cargo box floor width between wheel arches		—	1,120 mm	1,120 mm	—	1,120 mm	1,120 mm	1,120 mm
Cargo box width at top rail (mm)		—	1,530 mm	1,530 mm	—	1,530 mm	1,530 mm	1,530 mm
Cargo box height (mm)		—	490 mm	490 mm	—	490 mm	490 mm	490 mm
Ground clearance (mm): Unladen		235 mm	235 mm	240 mm	235 mm	235 mm	240 mm	240 mm
Overall height (mm)		1,800 mm	1,785 mm	1,790 mm	1,800 mm	1,785 mm	1,790 mm	1,790 mm
Overall length (mm)		5,280 mm	5,280 mm	5,280 mm	5,280 mm	5,280 mm	5,280 mm	5,280 mm
Overall width (mm)		1,870 mm						
Overhang (mm):	Front	905 mm						
	Rear	1,250 mm						
Track (mm):	Front	1,570 mm						
	Rear	1,570 mm						
Wading depth (mm)		800 mm						
Wheelbase (mm)		3,125 mm						
Approach angle (°)		29.6°	30.0°	30.4°	29.6°	30.0°	30.4°	30.4°
Departure angle (°)		25.3°	23.9°	24.2°	25.3°	23.9°	24.2°	24.2°
Ramp breakover angle (°)		23.9°	23.3°	23.8°	23.9°	23.3°	23.8°	23.8°



SPECIFICATIONS

		4X2			4X4			
Exterior		Dual Cab Chassis XT	Dual Cab Pickup XT	Dual Cab Pickup XTR	Dual Cab Chassis XT	Dual Cab Pickup XT	Dual Cab Pickup XTR	Dual Cab Pickup GT
Cargo box features:	Double wall construction	—	●	●	—	●	●	●
	Interior rope hooks (4)	—	●	●	—	●	●	●
	Lockable Centre tailgate release (body colour)	—	●	—	—	●	—	—
	Lockable Centre tailgate release (chrome)	—	—	●	—	—	●	●
Daytime running lamps (halogen)		●	●	—	●	●	—	—
Daytime running lamps (LED)		—	—	●	—	—	●	●
Door handles	Body Colour	●	●	—	●	●	—	—
	Chrome	—	—	●	—	—	●	●
Fog-lamps (front)		—	—	●	—	—	●	●
Fuel filler cap (lockable)		●	●	●	●	●	●	●
Headlamps (LED) with manual levelling		●	●	—	●	●	—	—
Headlamps (LED) with signature illumination and auto levelling		—	—	●	—	—	●	●
Metallic/mica paint		○	○	○	○	○	○	○
Mudflaps	Front	●	●	●	●	●	●	●
	Rear	—	●	●	—	●	●	●
Exterior mirrors	Body Colour	●	●	●	●	●	●	—
	Chrome	—	—	—	—	—	—	●
	With power adjustment	●	●	●	●	●	●	●
	With power folding function	—	—	●	—	—	●	●
	With heating function	—	—	—	—	—	—	●
Power windows		●	●	●	●	●	●	●
Rear step bumper	Body colour	—	●	●	—	●	●	●
Side steps		—	—	●	—	—	●	●
Tailgate (lockable)		—	●	●	—	●	●	●
Under-body impact protection		●	●	●	●	●	●	●

● = Standard, ○ = Option, — = Not available.



SPECIFICATIONS

SPECIFICATIONS		4X2			4X4			
		Dual Cab Chassis XT	Dual Cab Pickup XT	Dual Cab Pickup XTR	Dual Cab Chassis XT	Dual Cab Pickup XT	Dual Cab Pickup XTR	Dual Cab Pickup GT
Interior								
4.2" Colour LCD Multi Information Display		●	●	●	●	●	●	●
Adaptive Cruise Control (ACC) with Stop & Go		A	A	A	A	A	A	A
Air-conditioning		●	●	—	●	●	—	—
Air-conditioning (dual-zone climate control)		—	—	●	—	—	●	●
Ambient temperature display		●	●	●	●	●	●	●
Auxiliary 12 volt power outlet		●	●	●	●	●	●	●
Centre armrest console		●	●	●	●	●	●	●
Convenience hook (rear of passenger seat)		●	●	●	●	●	●	●
Critical function warning lights/chimes		●	●	●	●	●	●	●
Cruise Control		●	●	●	●	●	●	●
Cupholders		●	●	●	●	●	●	●
Door pockets		●	●	●	●	●	●	●
Driver's left footrest		●	●	●	●	●	●	●
Floor covering:	Carpet	●	●	●	●	●	●	●
Glove box (upper)		●	●	●	●	●	●	●
Glove box (lower, lockable)		●	●	●	●	●	●	●
Headlamps auto on/off function		●	●	●	●	●	●	●
Instrument panel light dimmer		●	●	●	●	●	●	●
Interior illumination:	Dome lamp	●	●	●	●	●	●	●
	Map reading spot lamps	●	●	●	●	●	●	●
Leather-wrapped:	Gear shift knob	—	—	●	—	—	●	●
	Steering wheel	—	—	●	—	—	●	●
Low fuel warning light		●	●	●	●	●	●	●
One touch (up and down) power window (driver)		●	●	●	●	●	●	●
Overhead sunglass storage box		●	●	●	●	●	●	●
Passenger assist grips		●	●	●	●	●	●	●
Rear-view mirror with auto dimming function		—	—	●	—	—	●	●
Tachometer and electronic odometer/tripmeter		●	●	●	●	●	●	●
Tilt and reach adjustable steering wheel		●	●	●	●	●	●	●

● = Standard, — = Not available, A = Automatic transmission only.



SPECIFICATIONS

		4X2			4X4			
Interior		Dual Cab Chassis XT	Dual Cab Pickup XT	Dual Cab Pickup XTR	Dual Cab Chassis XT	Dual Cab Pickup XT	Dual Cab Pickup XTR	Dual Cab Pickup GT
Trip computer		●	●	●	●	●	●	●
Vanity mirror (driver)		—	—	●	—	—	●	●
Vanity mirror (front passenger)		●	●	●	●	●	●	●
Window demister (rear)		●	●	●	●	●	●	●
Wipers (front) 2-speed with rain-sensing function		●	●	●	●	●	●	●
USB Charging Port (front)		●	●	●	●	●	●	●
USB Charging Port (rear)		●	●	●	●	●	●	●
Seats								
Front seat (driver bucket) with:	8-way power adjustment	—	—	—	—	—	—	●
	Adjustable head restraint	●	●	●	●	●	●	●
	Height and lumbar adjustment	●	●	●	●	●	●	●
	Rake and slide adjustment	●	●	●	●	●	●	●
Front seat (passenger bucket) with:	Adjustable head restraint	●	●	●	●	●	●	●
	Rake and slide adjustment	●	●	●	●	●	●	●
	Seat back pocket	●	●	●	●	●	●	●
	Seat back convenience hook	●	●	●	●	●	●	●
Front seats with:	Heating function	—	—	—	—	—	—	●
Rear seat (bench) with:	Adjustable head restraints	●	●	●	●	●	●	●
	Centre armrest	—	—	●	—	—	●	●
	60/40 foldable seat base and underseat storage	●	●	●	●	●	●	●
Seat trim:	Black cloth	●	●	●	●	●	●	—
	Brown leather <sup>#</sup>	—	—	—	—	—	—	●

● = Standard, — = Not available.

<sup>#</sup> Leather interior includes some Maztex material on selected high impact surfaces.



SPECIFICATIONS

	4X2			4X4			
Infotainment	Dual Cab Chassis XT	Dual Cab Pickup XT	Dual Cab Pickup XTR	Dual Cab Chassis XT	Dual Cab Pickup XT	Dual Cab Pickup XTR	Dual Cab Pickup GT
7-inch full colour touch screen display	●	●	—	●	●	—	—
9-inch full colour touch screen display	—	—	●	—	—	●	●
AM/FM tuner with Radio Data System (RDS)	●	●	●	●	●	●	●
Apple Carplay® (wireless or USB)§	●	●	●	●	●	●	●
Android™ Auto (USB)§	●	●	●	●	●	●	●
DAB+ digital radio	●	●	●	●	●	●	●
Auxiliary audio input jack (3.5mm mini-stereo)	●	●	●	●	●	●	●
Bluetooth® hands-free phone and audio capability§	●	●	●	●	●	●	●
Satellite navigation	—	—	●	—	—	●	●
Speakers (4)	●	●	—	—	—	—	—
Speakers (6)	—	—	●	●	●	—	—
Speakers (8)	—	—	—	—	—	●	●
Steering wheel-mounted audio controls	●	●	●	●	●	●	●
USB-audio input port (iPod compatible)§	●	●	●	●	●	●	●

● = Standard, — = Not available.

§ Please check the compatibility of your device (particularly your mobile phone) with your Mazda Dealer as not all devices support connectivity or use all available features.



SPECIFICATIONS

SPECIFICATIONS		4X2			4X4			
		Dual Cab Chassis XT	Dual Cab Pickup XT	Dual Cab Pickup XTR	Dual Cab Chassis XT	Dual Cab Pickup XT	Dual Cab Pickup XTR	Dual Cab Pickup GT
Safety and Security								
Advanced keyless entry		—	—	●	—	—	●	●
Automatic High Beam (AHB) <sup>†</sup>		●	●	●	●	●	●	●
Autonomous Emergency Braking (AEB) <sup>†</sup>		●	●	●	●	●	●	●
Airbags SRS:	Curtain (front and rear)	●	●	●	●	●	●	●
	Front (driver and passenger)	●	●	●	●	●	●	●
	Side (front)	●	●	●	●	●	●	●
	Farside (driver)	●	●	●	●	●	●	●
	Knee (driver)	●	●	●	●	●	●	●
Alarm		●	●	●	●	●	●	●
Anti-lock Braking System (ABS)		●	●	●	●	●	●	●
Attention Assist <sup>†</sup>		●	●	●	●	●	●	●
Blind Spot Monitor (BSM) <sup>†</sup>		●	●	●	●	●	●	●
Childproof rear door locks		●	●	●	●	●	●	●
Dynamic Stability Control (DSC) <sup>†</sup>		●	●	●	●	●	●	●
Electronic Brake-force Distribution (EBD)		●	●	●	●	●	●	●
Brake Assist (BA) <sup>†</sup>		●	●	●	●	●	●	●
Emergency Lane Keeping (ELK) – Overtaking <sup>†</sup>		●	●	●	●	●	●	●
Emergency Stop Signal (ESS) <sup>†</sup>		●	●	●	●	●	●	●
Engine immobiliser		●	●	●	●	●	●	●
Forward Collision Warning (FCW) <sup>†</sup>		●	●	●	●	●	●	●
High mount stop lamp		●	●	●	●	●	●	●
Hill Descent Control (HDC) <sup>†</sup>		●	●	●	●	●	●	●
Hill Launch Assist (HLA) <sup>†</sup>		●	●	●	●	●	●	●
Intelligent Speed Limiter (ISL) <sup>†</sup>		●	●	●	●	●	●	●
Intrusion-minimising brake pedal		●	●	●	●	●	●	●
ISOFIX child restraint anchor points and top tethers (2)		●	●	●	●	●	●	●
Lane Departure Prevention (LDP) <sup>†</sup>		●	●	●	●	●	●	●
Lane Departure Warning (LDW) <sup>†</sup>		●	●	●	●	●	●	●

● = Standard, — = Not available.

<sup>†</sup> Driver assist technology only and should not be used in place of skilled and safe driving practices. It is the driver’s sole responsibility to monitor vehicle surroundings and conditions and comply with all applicable laws at all times.



SPECIFICATIONS

SPECIFICATIONS		4X2			4X4			
		Dual Cab Chassis XT	Dual Cab Pickup XT	Dual Cab Pickup XTR	Dual Cab Chassis XT	Dual Cab Pickup XT	Dual Cab Pickup XTR	Dual Cab Pickup GT
Safety and Security								
Lane-keep Assist System (LAS) <sup>†</sup>		A	A	A	A	A	A	A
Locking Rear Differential (LRD) – switchable on/off		—	—	—	●	●	●	●
Manual Speed Limiter (MSL) <sup>†</sup>		●	●	●	●	●	●	●
Parking Sensors – Front		—	—	—	—	—	—	●
Parking Sensors – Rear		—	●	●	—	●	●	●
Rear Cross Traffic Alert (RCTA) <sup>†</sup>		●	●	●	●	●	●	●
Remote central locking (2 transmitters)		●	●	●	●	●	●	●
Remote Engine Start <sup>#</sup>		—	—	—	—	—	—	A
Remote keyless entry with push-button start		—	—	●	—	—	●	●
Reverse camera		●	●	●	●	●	●	●
Roll Over Protection (ROP) <sup>†</sup>		●	●	●	●	●	●	●
Seat-belt warning with occupant detection sensor	Front	●	●	●	●	●	●	●
	Rear	●	●	●	●	●	●	●
Seat-belts 3-point lap-sash (all seats)		●	●	●	●	●	●	●
Seat-belts (front) with:	Height adjustable shoulder anchorages	●	●	●	●	●	●	●
	Pretensioners and load-limiters	●	●	●	●	●	●	●
Seat-belts (rear outside) with:	Fixed height shoulder anchorages	●	●	●	●	●	●	●
	Pretensioners and load-limiters	●	●	●	●	●	●	●
Seat-belts (rear centre) with:	Fixed height shoulder anchorages	●	●	●	●	●	●	●
Secondary Collision Reduction		●	●	●	●	●	●	●
Side impact door beams		●	●	●	●	●	●	●
Traction Control System (TCS) <sup>†</sup>		●	●	●	●	●	●	●
Traffic Sign Recognition (TSR) <sup>†</sup>		●	●	●	●	●	●	●
Trailer Sway Control (TSC) <sup>†</sup>		●	●	●	●	●	●	●
Turn Assist <sup>†</sup>		●	●	●	●	●	●	●

● = Standard, — = Not available, A = Automatic transmission only.

† Driver assist technology only and should not be used in place of skilled and safe driving practices. It is the driver’s sole responsibility to monitor vehicle surroundings and conditions and comply with all applicable laws at all times.

# Please check relevant state or territory road/road safety/traffic rules or regulations before using Remote Engine Start.





For further information, visit [mazda.com.au](https://mazda.com.au)  
or Freecall 1800 034 411

All care is taken to ensure the accuracy of this brochure and availability of vehicles and features at the time of publication, however, to the extent permitted by law, Mazda Australia Pty Ltd will not be liable for any loss suffered or incurred by a purchaser or prospective purchaser if the content is inaccurate or not up to date, or if it withdraws any vehicles or features referred to in the brochure from the market. Specifications, features and model availability may vary from state to state and may change without notice. Please refer to [mazda.com.au](https://mazda.com.au) or consult your Mazda Dealer prior to placing an order to ascertain current information on model availability, specifications, options, features and prices. Mazda Australia Pty Ltd ABN 78 004 690 804. 211A Wellington Road, Mulgrave, Victoria 3170. iPod is a trademark of Apple Inc., registered in the US and other countries. Due to the nature of the reproduction process, colours may vary from those shown in this brochure. Ask your Dealer to show you a product sample. Published September 2020. MAZ14539